

LEL/LES series

Mono lever switch

- 4 directions switch that can operate 4 directions in a single lever.
- Contact part operates to the direction where lever leans to so we have minimized the malfunction when operating. This is suitable with the products that change its direction frequently.
- There are auto returning type, manual returning type and mixed type depending on the lever operation type.
- Circuit formation of the contact part is flexible and installation cutout hole is $\varnothing 30$.



●● Suffix code

Model	Code		Description
LE	<input type="checkbox"/>	<input type="checkbox"/>	Mono lever switch
Lever selection	L		Long lever
	S		Short lever
Stage selection		01	Select 1 position
		02	Select 2 positions
		03	Select 3 positions
		04	Select 4 positions
Returning type		1	Auto returning
		2	Manual returning

* Mixed returning type is an order-made product so when placing an order please record the returning operation within each channel. Standard contact composition (each direction of product) is 1a.

●● Specification

■ Standard specification

Rated insulation voltage	600 V
Rated electro current	3 A 250 V a.c
Contact composition	Double block Slow-make (1 line 2 contacts, max forming line : 4)
Insulation resistance	100 m Ω (500 V d.c)
Dielectric strength	2500 V a.c, for 1min (between the recharging part and non recharging part)
Contact resistance	Max 20 m Ω (default value)
Mechanical life expectancy	Above 500 thousand times
Electrical life expectancy	Above 100 thousand times
Ambient temperature	-20 ~ 50 °C
Ambient humidity	45 ~ 85 % R.H.

●● Dimension (unit : mm)

■ Long lever

Appearance	Dimension

※ When installing continuously, please make the middle gap of panel cutout above 110mm.

Type	Lever operation method	Lever returning type	Contact composition	Reference
LEL	1 ~ 4 stages direction	Auto returning type Manual returning type Mixed returning type	1a, 1b, 1a1b 2a, 2b, 2a2b unit	(OPTION)

■ Short lever

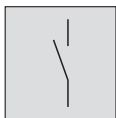
Appearance	Dimension

※ When installing continuously, please make the middle gap of panel cutout above 70 mm.

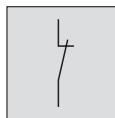
Type	Lever operation method	Lever returning type	Contact composition	Reference
LES	1 ~ 4 stages direction	Auto returning type Manual returning type Mixed returning type	1a, 1b, 1a1b 2a, 2b, 2a2b	(OPTION)

●● Contact composition and contact unit

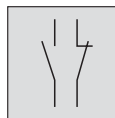
■ Contact composition



MO-10a



MO-20b



MO-30b

■ Contact unit

- MO-10a (a Contact)
- MO-20b (b Contact)
- MO-30b (1a1b Contact)



Control switch
Combination display light

Power switch
Main switch
Cam switch

Limit switch
Micro switch

Hoist switch
Foot switch
Mono lever switch

Sign tower
Signal light

Buzzer
Terminal block
Fuse holder

Control box
Cable connector

Discontinued Products